

Key Figures

ICB Sub Sector	Banks
Accounting Year End	31-Dec-07
Turnover (EUR m)	6,190
EBITDA (EUR m)	3,633
Quote Symbol	EBS-VI
ISIN	AT0000652011
Total Env. Damage Costs (EUR m)	15
Direct Env. Damage Costs (EUR m)	0
Supply Chain Env. Damage Costs (EUR m)	15
Rank in Sector by Impact Ratio	74 / 350

Description

Erste Group Bank AG (ERSTE BANK) Formerly known as Erste Bank der Osterreichischen Sparkassen AG. The Group's principal activity is providing banking services for private and commercial customers in Austria and abroad. Operations are carried out through the following segments, Austria, Central and Eastern Europe, International Business and Corporate Center. The Austria segment includes banking activities in Austria and is divided into four sub-segments, Savings Banks, Retail and Mortgage, Large Corporates and Treasury and Investment Banking. The Central and Eastern Europe segment includes operations in the Czech Republic, the Slovak Republic, Romania, Hungary, Croatia and Serbia. The International Business segment includes commercial lending to foreign banks, leasing companies and sovereign debtors. The Corporate Center segment includes non-banking subsidiaries, e-business marketing, organization, information technology and other support services.

The environmental damage costs of a company's operations provide a long term indicator of the environmental sustainability of the company's activities and are a proxy for possible future regulation and potential liability exposure. The Impact Ratio is a measurement of Total Environmental Damage Costs relative to turnover. This performance measurement provides an indication of a company's revenue at risk and a benchmark for environmental efficiency compared to peers and across industries.

Issue Assessment

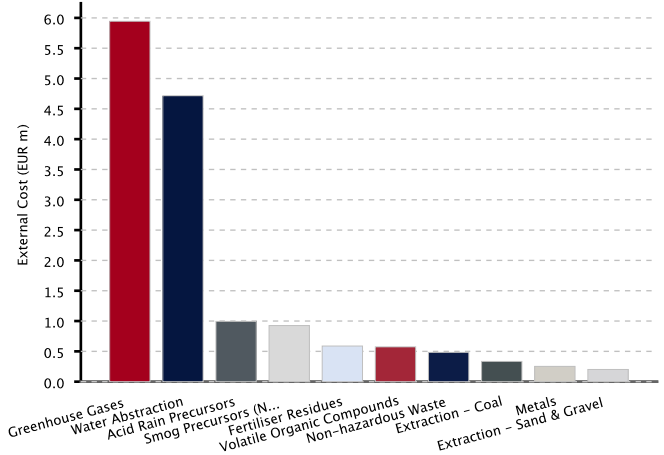
(by Direct Environmental Cost)

	Direct Env. Damage Cost (EUR m)	Direct Env. Damage Cost to Turnover %	Direct Env. Damage Cost to EBITDA %	Env. Damage Cost Exposure
Greenhouse Gases	0.27	<0.01	<0.01	Very Low
General Waste	0.1	<0.01	<0.01	Very Low
Other Emissions	0.04	<0.01	<0.01	Very Low
VOCs	0.02	<0.01	<0.01	Very Low
Heavy Metals	<0.01	<0.01	<0.01	Very Low
Total	0.42	<0.01 %	0.01 %	

Key Ratios

Impact Ratio	0.25 %	Total Env. Damage Cost to EBITDA	0.42 %
Direct Env. Damage Cost Ratios	% Turnover		<0.1 %
	% EBITDA		<0.1 %
Supply Chain Env. Damage Cost	% Turnover		0.2 %
	% EBITDA		0.4 %

Total Environmental Impacts



Direct Environmental Damage

The direct environmental damage costs are those incurred when ERSTE GROUP BANK AG emits pollutants or uses natural resources as part of its own activities. The ten most significant direct impacts are listed below.

Emission/Resource	Source	Quantity	External Cost (EUR m)
Carbon Dioxide To Air (Tonnes)	TC	10,100	0.24
Landfill (Tonnes)	TC	2,570	0.08
HFCs To Air (Tonnes)	TC	0.4	0.02
Particulates To Air (Tonnes)	TC	2.67	0.02
Incineration (Tonnes)	TC	389	0.02
Sum of VOCs To Air (Tonnes)	TC	15	0.02
Dinitrogen Oxide (Nitrous Oxide) To Air	TC	1.27	<0.01
Nitrogen Oxide To Air (Tonnes)	TC	16	<0.01
Sulphur Dioxide To Air (Tonnes)	TC	4.59	<0.01
Ammonia To Air (Tonnes)	TC	1.64	<0.01
Total			0

Damage Cost / Turnover	<0.1 %	Damage Cost / EBITDA	<0.1 %
-------------------------------	------------------	-----------------------------	------------------

Supply Chain Environmental Damage Issues

The Supply Chain environmental damage costs are those that are incurred as a result of the activities carried out by ERSTE GROUP BANK AG's supply chain. The ten most significant Supply Chain impacts are listed below.

Emission/Resource	Quantity	External Cost (EUR m)
Carbon Dioxide To Air (Tonnes)	209,841	4.92
Water Consumption (Cubic Metres)	14,173,512	4.72
Particulates To Air (Tonnes)	108.9	0.9
Sulphur Dioxide To Air (Tonnes)	670.4	0.6
Sum of VOCs To Air (Tonnes)	524.4	0.56
Nitrogen To Water (Tonnes)	252	0.51
Landfill (Tonnes)	11,065	0.34
Dinitrogen Oxide (Nitrous Oxide) To Air (Tonnes)	46.8	0.34
Methane To Air (Tonnes)	657.6	0.32
Ammonia To Air (Tonnes)	217.9	0.22
Total		15

Damage Cost / Turnover	0.2 %	Damage Cost / EBITDA	0.4 %
-------------------------------	--------------	-----------------------------	--------------

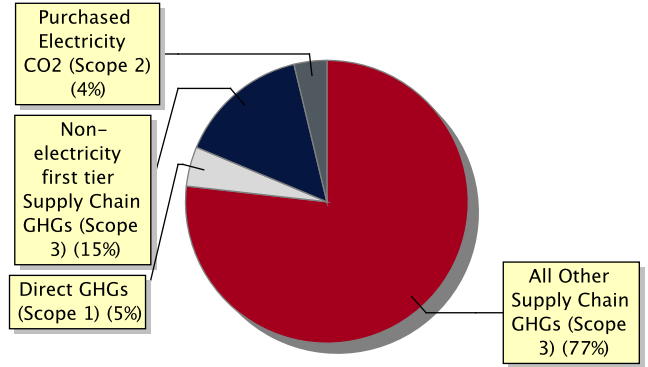
Source Key

- TC** A Trucost calculated value based on analysis of business activities undertaken by the company.
- PRE** Derived from previous year disclosures.
- AR** Disclosure in the Annual Report & Accounts.
- ENV** Disclosure in the Environmental or Corporate Social Responsibility report.
- OTH** Disclosure from other sources, including direct contact with company representatives.
- *** A value calculated from a disclosure.

Greenhouse Gas Emissions (GHG)

GHG's are a contributory factor in the growing problem of climate change. The table below shows the quantities of greenhouse gases that ERSTE GROUP BANK AG emits in tonnes and in carbon dioxide equivalents to aid comparison.

Emission	Source	Quantity Tonnes	CO2 Equivalent (CO2e) Tonnes
Direct GHGs (Scope 1)			
Carbon Dioxide To Air	TC	10,100	10,100
HFCs To Air	TC	0.4	963
Dinitrogen Oxide (Nitrous Oxide) To Air	TC	1.27	394
Methane To Air	TC	1.59	33
PFCs To Air	TC	-	-
Sulphur Hexafluoride To Air	TC	-	-
Other GHGs	TC	-	-
First Tier Supply Chain GHGs			
Purchased Electricity (Scope 2) CO2	TC	9,490	9,490
Non-electricity first tier Supply Chain GHGs	TC	-	37,900
All other Supply Chain GHGs			
Sum Of All other Supply Chain GHGs (Scope 3)	TC	-	195,000
Total			253,880



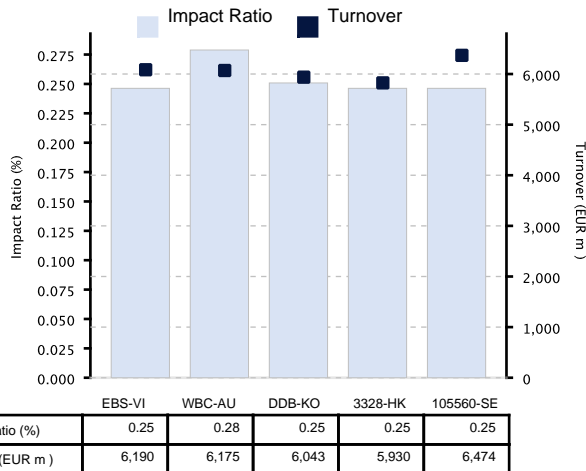
Carbon Footprint (Tonnes CO2e/ per million	in USD	in EUR
Direct GHGs	1.27	1.85
Direct + Electricity GHGs	2.32	3.39
Direct + First Tier Supply Chain GHGs	6.52	9.51
Direct + Total Supply Chain GHGs	28.06	40.96

GHG Damage Costs / Turnover 0.1 % GHG Damage Costs / EBITDA 0.2 %

CO2 equivalent (CO2e) is the standard unit for comparing the degree of harm which can be caused by emissions of different greenhouse gases.

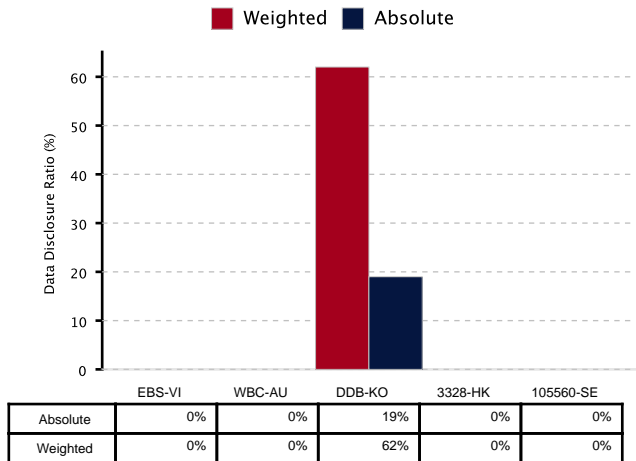
Peer Analysis

The chart below shows the Impact Ratio and turnover of ERSTE GROUP BANK AG (EBS-VI) against its peers; WESTPAC BANKING CORP. (WBC-AU), DANSKE BANK A/S (DDB-KO), BANK OF COMMUNICATIONS CO LTD (3328-HK), KB FINANCIAL GROUP (105560-SE). A higher Impact Ratio indicates higher external environmental costs and weaker environmental performance.



Data Disclosure

The chart below shows the environmental disclosures made by ERSTE GROUP BANK AG compared to the disclosures made by its peers.



% Absolute: The number of impacts disclosed by the company, divided by the number of impacts identified by Trucost as being significant to the industries in which the company operates.

% Weighted: Disclosure of impacts based on their direct external costs divided by the total direct external costs. This indicates the effectiveness of disclosure – higher percentages indicate that the company reports on the most important impacts.

Principal Activities

Operating Activities	% of
Monetary authorities and depository credit	100.00

Glossary

Environmental Damage Costs:

Environmental impacts expressed in financial terms. This is the quantity of natural resources used or pollutants emitted multiplied by the environmental damage cost to society of each resource or emission.

Direct Environmental Impacts:

The environmental impacts that a company has through its own operations.

Supply Chain Environmental Impacts:

The environmental impacts that a company has through purchases of goods and services from its supply chain.

Impact Ratio:

The Total (Direct + Supply Chain) environmental damage costs of the company divided by the turnover.

Contact

Main telephone number +44 (0) 20 7160 9800
North America investor team + 1 203 458 2237

Email info@trucost.com
Web Site www.trucost.com
Address Trucost plc, 22 Chancery Lane, London, WC2A 1LS UK

- Please refer to the Explanatory Note that accompanies this briefing (www.trucost.com/companybriefing.html)-

The information used to compile this report has been collected from a number of sources in the public domain and from Trucost's licensors. Some of its content may be proprietary and belong to Trucost or its licensors. The report may not be used for purposes other than those for which it has been compiled and made available to you by Trucost. Whilst every care has been taken by Trucost in compiling this report, Trucost accepts no liability whatsoever for any loss (including without limitation direct or indirect loss and any loss of profit, data, or economic loss) occasioned to any person nor for any damage, cost, claim or expense arising from any reliance on this report or any of its content (save only to the extent that the same may not be in law excluded). The information in this report does not constitute or form part of any offer, invitation to sell, offer to subscribe for or to purchase any shares or other securities and must not be relied upon in connection with any contract relating to any such matter. 'Trucost' is the trading name of Trucost plc a public limited company registered in England company number 3929223 whose registered office is at One London Wall, London EC2Y 5AB, United Kingdom